



Global[®] - Steam generators and ironing tables

TECHNICAL SPECIFICATIONS

Boiler elements

3.3 or 5 Kw

Operating pressure

3 Ato

Power supply

3 Ph - 220 / 380 V

1 Ph - 220 V

Top heating

0.65 Kw

Vacuum motor

0.3 Kw

Iron

0.8 Kw

Sleeve arm element

0.8 Kw

FB/F - Fully automatic steam generator for two electric steam irons, equipped with automatic pump and built-in water tank.

BR/A - Electrically heated universal ironing table with built-in aspirator and sleeve arm.

MESA DE PLANCHADO Y GENERADOR DE VAPOR

FB/F con BR/A - Generador de vapor completamente automático para dos planchas eléctricas, equipado con bomba y depósito de agua. Calentador eléctrico universal y mesa de planchado con enchufe acoplado y bomba de vacío.

BÜGELTISCHE UND DAMPFERZEUGER

FB/F - Vollautomatischer Dampferzeuger für zwei elektrisch beheizte Dampfbügeleisen, mit autom. Pumpe und eingebautem Wasserbehälter.

BR/A - Absaugbügeltisch mit elektrisch beheizter Bügelfläche, Absaugung und Ärmelholm.






GENERATEUR DE VAPEUR ET TABLE DE REPASSAGE

FB/F - Générateur de vapeur avec sorties pour deux fers, entièrement automatique équipé avec pompe et réservoir d'eau incorporé.

BR/A - Table de repassage chauffante avec jeannette et turbine aspirante incorporé.

Global steam generators & ironing tables

Specifications

| model | description | dimensions | technics | | | | | | | | | | | | | | | | | | | | | | | | | | | |
|---------------------|--|--|--|---------------------|----|------|-------------------|----|-----|-------------------|----|-----|---------------------|----|------|--------------------|------|-----|--------------------|------|---------|--------------|------|---------|--------|------|-----|--------|----|-----|
| FB/F | The FB/F steam generator is suitable for feeding two electric steam irons. Its operation is fully automatic and the generator is fitted with a pump and built-in water tank. | height 90 cm  46 cm | <table border="1"> <tr> <td>boiler element</td> <td>kW</td> <td>3.3</td> </tr> <tr> <td></td> <td>or</td> <td>5.0</td> </tr> <tr> <td>water supply pump</td> <td>kW</td> <td>0.3</td> </tr> <tr> <td>iron element</td> <td>kW</td> <td>0.8</td> </tr> <tr> <td>operating pressure</td> <td>ATO</td> <td>3.0</td> </tr> <tr> <td>power supply</td> <td>3 Ph</td> <td>220/380</td> </tr> <tr> <td></td> <td>1 Ph</td> <td>220</td> </tr> <tr> <td>weight</td> <td>kg</td> <td>56</td> </tr> </table> | boiler element | kW | 3.3 | | or | 5.0 | water supply pump | kW | 0.3 | iron element | kW | 0.8 | operating pressure | ATO | 3.0 | power supply | 3 Ph | 220/380 | | 1 Ph | 220 | weight | kg | 56 | | | |
| boiler element | kW | 3.3 | | | | | | | | | | | | | | | | | | | | | | | | | | | | |
| | or | 5.0 | | | | | | | | | | | | | | | | | | | | | | | | | | | | |
| water supply pump | kW | 0.3 | | | | | | | | | | | | | | | | | | | | | | | | | | | | |
| iron element | kW | 0.8 | | | | | | | | | | | | | | | | | | | | | | | | | | | | |
| operating pressure | ATO | 3.0 | | | | | | | | | | | | | | | | | | | | | | | | | | | | |
| power supply | 3 Ph | 220/380 | | | | | | | | | | | | | | | | | | | | | | | | | | | | |
| | 1 Ph | 220 | | | | | | | | | | | | | | | | | | | | | | | | | | | | |
| weight | kg | 56 | | | | | | | | | | | | | | | | | | | | | | | | | | | | |
| FR/F | Fully automatic electrically heating universal ironing table with sleeve ironing board. This model includes a built-in aspirator, steam generator with pump and two steamvalves suitable for two electro steam irons. The temperature of the electrically heated surface is regulated by means of a thermostat. | height 90 cm  148 cm | <table border="1"> <tr> <td>boiler element</td> <td>kW</td> <td>3.3</td> </tr> <tr> <td>water supply pump</td> <td>kW</td> <td>0.3</td> </tr> <tr> <td>iron element</td> <td>kW</td> <td>0.8</td> </tr> <tr> <td>top heating element</td> <td>kW</td> <td>0.65</td> </tr> <tr> <td>aspirator motor</td> <td>kW</td> <td>0.3</td> </tr> <tr> <td>operating pressure</td> <td>ATO</td> <td>3.0</td> </tr> <tr> <td>power supply</td> <td>3 Ph</td> <td>220/380</td> </tr> <tr> <td></td> <td>1 Ph</td> <td>220</td> </tr> <tr> <td>weight</td> <td>kg</td> <td>105</td> </tr> </table> | boiler element | kW | 3.3 | water supply pump | kW | 0.3 | iron element | kW | 0.8 | top heating element | kW | 0.65 | aspirator motor | kW | 0.3 | operating pressure | ATO | 3.0 | power supply | 3 Ph | 220/380 | | 1 Ph | 220 | weight | kg | 105 |
| boiler element | kW | 3.3 | | | | | | | | | | | | | | | | | | | | | | | | | | | | |
| water supply pump | kW | 0.3 | | | | | | | | | | | | | | | | | | | | | | | | | | | | |
| iron element | kW | 0.8 | | | | | | | | | | | | | | | | | | | | | | | | | | | | |
| top heating element | kW | 0.65 | | | | | | | | | | | | | | | | | | | | | | | | | | | | |
| aspirator motor | kW | 0.3 | | | | | | | | | | | | | | | | | | | | | | | | | | | | |
| operating pressure | ATO | 3.0 | | | | | | | | | | | | | | | | | | | | | | | | | | | | |
| power supply | 3 Ph | 220/380 | | | | | | | | | | | | | | | | | | | | | | | | | | | | |
| | 1 Ph | 220 | | | | | | | | | | | | | | | | | | | | | | | | | | | | |
| weight | kg | 105 | | | | | | | | | | | | | | | | | | | | | | | | | | | | |
| MP/A | Electrically heated rectangular ironing table with sleeve ironing board and built-in aspirator. The temperature of the electrically heated surface is regulated by means of a thermostat. | height 87 cm  125 cm | <table border="1"> <tr> <td>top heating element</td> <td>kW</td> <td>0.65</td> </tr> <tr> <td>aspirator motor</td> <td>kW</td> <td>0.3</td> </tr> <tr> <td>iron element</td> <td>kW</td> <td>0.8</td> </tr> <tr> <td>arm iron element</td> <td>kW</td> <td>0.8</td> </tr> <tr> <td>power supply</td> <td>1 Ph</td> <td>220</td> </tr> <tr> <td>weight</td> <td>kg</td> <td>58</td> </tr> </table> | top heating element | kW | 0.65 | aspirator motor | kW | 0.3 | iron element | kW | 0.8 | arm iron element | kW | 0.8 | power supply | 1 Ph | 220 | weight | kg | 58 | | | | | | | | | |
| top heating element | kW | 0.65 | | | | | | | | | | | | | | | | | | | | | | | | | | | | |
| aspirator motor | kW | 0.3 | | | | | | | | | | | | | | | | | | | | | | | | | | | | |
| iron element | kW | 0.8 | | | | | | | | | | | | | | | | | | | | | | | | | | | | |
| arm iron element | kW | 0.8 | | | | | | | | | | | | | | | | | | | | | | | | | | | | |
| power supply | 1 Ph | 220 | | | | | | | | | | | | | | | | | | | | | | | | | | | | |
| weight | kg | 58 | | | | | | | | | | | | | | | | | | | | | | | | | | | | |
| BR/A | Electrically heated universal ironing table with sleeve ironing board and built-in aspirator. The temperature of the electrically heated surface is regulated by means of a thermostat. | height 90 cm  141 cm | <table border="1"> <tr> <td>top heating element</td> <td>kW</td> <td>0.65</td> </tr> <tr> <td>aspirator motor</td> <td>kW</td> <td>0.3</td> </tr> <tr> <td>iron element</td> <td>kW</td> <td>0.8</td> </tr> <tr> <td>arm iron element</td> <td>kW</td> <td>0.8</td> </tr> <tr> <td>power supply</td> <td>1 Ph</td> <td>220</td> </tr> <tr> <td>weight</td> <td>kg</td> <td>58</td> </tr> </table> | top heating element | kW | 0.65 | aspirator motor | kW | 0.3 | iron element | kW | 0.8 | arm iron element | kW | 0.8 | power supply | 1 Ph | 220 | weight | kg | 58 | | | | | | | | | |
| top heating element | kW | 0.65 | | | | | | | | | | | | | | | | | | | | | | | | | | | | |
| aspirator motor | kW | 0.3 | | | | | | | | | | | | | | | | | | | | | | | | | | | | |
| iron element | kW | 0.8 | | | | | | | | | | | | | | | | | | | | | | | | | | | | |
| arm iron element | kW | 0.8 | | | | | | | | | | | | | | | | | | | | | | | | | | | | |
| power supply | 1 Ph | 220 | | | | | | | | | | | | | | | | | | | | | | | | | | | | |
| weight | kg | 58 | | | | | | | | | | | | | | | | | | | | | | | | | | | | |
| BR/A R/S | Electrically heated universal ironing table with sleeve ironing board. With this model the height of the working surface is adjustable and this model is fitted with a built-in blower and aspirator motor. The temperature of the electrically heated surface is regulated by means of a thermostat. Options BR/AR/S Fluorescent tube light with bracket Iron balancing system with bracket | height 75 - 105 cm  141 cm | <table border="1"> <tr> <td>top heating element</td> <td>kW</td> <td>0.65</td> </tr> <tr> <td>aspirator motor</td> <td>kW</td> <td>0.3</td> </tr> <tr> <td>iron element</td> <td>kW</td> <td>0.8</td> </tr> <tr> <td>arm iron element</td> <td>kW</td> <td>0.8</td> </tr> <tr> <td>power supply</td> <td>1 Ph</td> <td>220</td> </tr> <tr> <td>weight</td> <td>kg</td> <td>68</td> </tr> </table> | top heating element | kW | 0.65 | aspirator motor | kW | 0.3 | iron element | kW | 0.8 | arm iron element | kW | 0.8 | power supply | 1 Ph | 220 | weight | kg | 68 | | | | | | | | | |
| top heating element | kW | 0.65 | | | | | | | | | | | | | | | | | | | | | | | | | | | | |
| aspirator motor | kW | 0.3 | | | | | | | | | | | | | | | | | | | | | | | | | | | | |
| iron element | kW | 0.8 | | | | | | | | | | | | | | | | | | | | | | | | | | | | |
| arm iron element | kW | 0.8 | | | | | | | | | | | | | | | | | | | | | | | | | | | | |
| power supply | 1 Ph | 220 | | | | | | | | | | | | | | | | | | | | | | | | | | | | |
| weight | kg | 68 | | | | | | | | | | | | | | | | | | | | | | | | | | | | |

All equipment is standard delivered without irons

★ Max. sewing speed (in spm.) depends on type of operation and/or materials to be sewn.

The GLOBAL® Selection is brought to you by:

GLOBAL® is a trademark of the Global International Corporation, the people that carefully organize the supply of spareparts before they launch each product.

When ordering parts please specify:

- 1 machine model
- 2 part numbers